



Upcycled Textiles



Year 9 Textiles



Name: _____ TG: 9__ Pathway: _____

Teacher Feedback: WWW: _____

HTI: _____

Self Assessment WWW _____

HTI: _____

What are we learning and why?

During this project you will be developing skills and knowledge which would be useful to you at GCSE. GCSE Textiles follows a very similar structure to 3D design, Art and Photography so what you learn here will be useful in other subjects. At GCSE your work is assessed using four Assessment Objectives these are: **Researching Ideas**, **Developing ideas and designing**, **Communicating ideas through drawing and writing** and **Final Product**. Here is how the work you will do during the project will be useful.

Researching Ideas	Developing and trialing ideas and designing	Communicating Ideas	Final Product
<p>Research into the environmental damage caused by the fashion and Textiles industry</p> <p>Artist and designer research page</p> <p>Researching paper manipulation techniques</p>	<p>Samples of boro and cut and slash</p> <p>Trialing methods of applying fabric paint to fabric</p> <p>Developing design ideas for painted pocket designs based upon images from a moodboard</p> <p>Developing design ideas through modelling on a dress stand</p>	<p>Evaluating the samples that you have made</p> <p>Written communication to present the research you have done</p> <p>Design drawings for pocket design</p> <p>Labelling of design work</p>	<p>Skills demonstrated:</p> <ul style="list-style-type: none"> - Sewing machine - Boro - Cut and Slash - Making a patch pocket - Fabric painting - Patchwork - Paper manipulation techniques

Single Lessons

The environmental impact of the fashion and textiles industry
on the environment

What does it all mean?



Watch the two video clips talking about climate change and its effects. Note down what you think the key issues and causes are.

Causes:

Eg: Burning fossil fuels for energy

Effects:

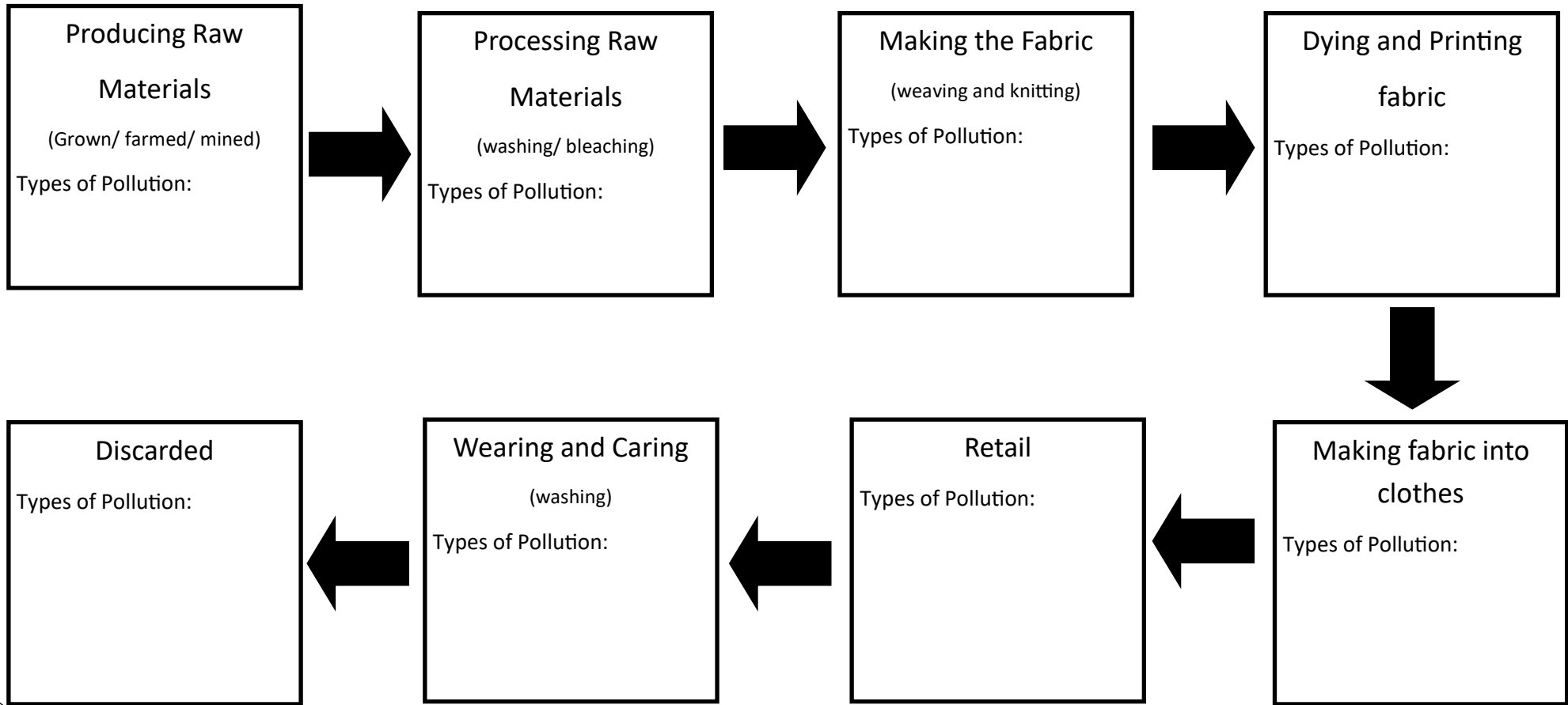
Eg: Extreme weather events

Textiles and the Environment: What does it all Mean?

Link the terms used to talk about the environmental impact caused by the fashion and textiles industry to their definition

Climate Change	Are fuels made from decomposing life forms (plants and animals) over a very long period of time. They can be burned to produce energy but release a lot of Carbon Dioxide when this happens. Coal, oil and natural gas are all examples of these fuels
Greenhouse Gases	Any toxic substance used to kill animals, fungi or plants that can cause harm or damage to a commercially grown crop.
Fossil Fuels	Is the long term alteration of temperature and typical weather patterns in an area (eg: more or less rainfall)
Carbon Footprint	Clothes that are made and sold cheaply and quickly so that people can afford to buy new clothes more often. It accounts for 10% of all carbon emissions globally and after the oil industry is the second largest industry when it comes to pollution.
Pesticide	Are gases in the earth's atmosphere that trap heat. They let sunlight pass through the atmosphere but prevent the sunlight from leaving. This causes global temperatures to rise. Carbon dioxide is a green house gas.
Global Warming	Is a measure of the impact that your activities have on the amount of carbon dioxide produced through burning fossil fuels.
Fast Fashion	Is the long term heating of the Earth's climate observed since the pre industrial period (beginning around 1850) due to human activities, primarily the burning of fossil fuels which increases the amount of heat trapping green house gases such as carbon dioxide in the Earth's atmosphere.

Life Cycle of an Item of Clothing



Remember all new clothes will go through this life cycle from a pair of socks to winter coat

Where are most clothes produced?

What is the environmental impact of this?

Why is the fashion and textiles industry so harmful to the environment?

Plenary: RAG

Revisit the questions from the beginning of the lesson. Evaluate how much you feel you know about each topic now.

Red = I don't think I know anything about this. I wouldn't feel at all confident answering this question

Amber= I feel I know some things about this topic although I still have some questions/ things I am unsure of. I feel that I could have a go at answering this question.

Green= I feel confident and secure in my knowledge about this topic. I could confidently answer this question

Write down some questions you have from this lesson that could help you understand the topic better.

What is climate change?

How bad for the environment do you think fashions and textiles are?

What is Fast Fashion?

Where do your clothes come from/ where are they made?

In what ways do fashion and Textiles harm the environment?

A question that I have from this lesson is ...



Fashion's Dirty Secret

Watch the Stacey Dooley documentary Fashion's Dirty Secret. As you are watching the documentary answer the questions below .

1. Where is the Aral Sea?
2. What happened to the Aral sea?
3. What caused the sea to dry up?
4. What was the effect of the sea drying up on the climate in Kazakhstan?
5. What effect did the sea drying up have on the people who Lived in the region?
6. Where is the Citarum river?
7. What has happened to the Citarum river?
8. What health effects has the pollution in the river water had on the People who live near to the river
9. What kind of chemicals/ heavy metals have been detected in the water

Did you know about either the Aral Sea or the Citarum River before you watched the documentary?

Why do you think we are not more aware of these issues?

Research

Why is research an important part of the design process?

What makes a good sketch-book research page?

Types of research that could help with designing

Research Page Success Criteria

Foundation	Secure	Confident	Exceptional
<p>Has given at least one example of how the fashion industry damages the environment</p> <p>Give the page a title</p> <p>Included some relevant images</p> <p>Has given some thought to the layout and presentation of the page.</p> <p>You have used some key terms such as climate change/ fast fashion</p>	<p>Has given at least 2 examples of how the fashion industry damages the environment.</p> <p>Has included at least one real life example of environmental damage caused by the fashion industry eg: Aral Sea disaster</p> <p>You have included some facts and figures that show the environmental damage caused.</p> <p>Your writing shows some understanding of the issues. You have explained things clearly and in some detail. All work is in your own words</p> <p>The layout of your page shows you have thought about how you can visually communicate information</p> <p>Keywords such as climate change/ fast fashion have been used and you have explained their meaning</p>	<p>Your work includes an introduction to explain what you are looking at and why</p> <p>You use key terms throughout your research page making sure you explain their meanings</p> <p>You have included a at least 4 examples of ways that they fashion and textiles industry damages the environment using real life examples to demonstrate your meaning.</p> <p>Your writing shows a clear understanding and knowledge of the subject and issues. You use images to help illustrate your work.</p> <p>You use facts and figures to back up the points you have made</p> <p>Your page is well presented using a range of visual communication tools.</p>	<p>Your work includes an introduction to explain what you are looking at and why. You have explained why this is relevant.</p> <p>You use key terms throughout your research page making sure you explain their meanings. Your writing suggests a detailed knowledge of the subject and is clear and detailed.</p> <p>You have included a at least 5 examples of ways that they fashion and textiles industry damages the environment using real life examples to demonstrate your meaning.</p> <p>Your writing shows a clear understanding and knowledge of the subject and issues. You use images to help illustrate your work.</p> <p>You use facts and figures to back up the points you have made</p> <p>Your page is visually engaging. It clearly helps to communicate the issues you are talking about. You have used a range of techniques to communicate information and make your page visually interesting to look at.</p>

Highlight which pathway you should be working towards

Stick your Completed Research Page in Here

Self Assessment: Tick off which of the assessment criteria you think you have achieved

WWW:

HTI:

Research Page Peer Assessment

Person 1

What pathway do you think Is working at and why?

I think that is working at a
because

.....

***WWW: Identify some of the strengths of this piece of work.
What have they done well. Link to the success criteria***

.....
.....
.....

HTI: Suggest something that could be done to improve this piece of work. What would make it better. How could they move their work up a pathway?

.....
.....
.....

Person 2

What pathway do you think Is working at and why?

I think that is working at a
because

.....

***WWW: Identify some of the strengths of this piece of work.
What have they done well. Link to the success criteria***

.....
.....
.....

HTI: Suggest something that could be done to improve this piece of work. What would make it better. How could they move their work up a pathway?

.....
.....
.....

Homework 1: Wardrobe Survey

1. List which fabrics your clothes are made from? (Look in the labels it will tell you)

2. List which countries your clothes were made in (Look in the labels)

3. How many items of clothing have you had for less than a year?

4. How many items of clothing have you had for over 3 years?


5. How many items of clothing do you own that you have never worn?

_____ Why have you not worn them? _____

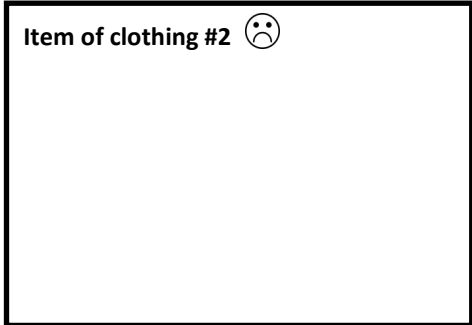
6. How many items of clothing have you only worn once or twice?

Select two items of clothing from your wardrobe. Choose one that you really love and one that you don't like. Draw or add a picture of each item of clothing and fill in a clothing tag for each garment.

Item of clothing #1 😊



Item of clothing #2 ☹️



Why did you buy this item?

For example: *Because I needed a new winter jacket...*

How do you feel about this item?

For example: *I am bored by it...*

How often do you wear this item?

For example: *Nearly every day...*

Why did you buy this item?

For example: *Because I needed a new winter jacket...*

How do you feel about this item?

For example: *I am bored by it...*

How often do you wear this item?

For example: *Nearly every day...*

Word search

GR'S AND SUSTAINABILITY




The 6R's are the 6 key things designers think about when designing products to be as sustainable as possible. They are... **Reduce, repair, reuse, recycle, rethink and refuse.**

You can go up, down, forwards, backwards or diagonally in this wordsearch.

Why not time yourself to see how long it takes you to find all the words?

ENVIRONMENT	IMPACT	PRODUCTS	REPAIR
RECYCLE	LIFECYCLE	REFUSE	TECHNOLOGY
MORAL	REUSE	SUSTAINABILITY	ORGANIC
FAIRTRADE	MATERIAL	RETHINK	RENEWABLE
REDUCE	PEOPLE	FOOTPRINT	



The 6 R's of Sustainability

Match up the 6 R's with their definition

Reduce	If we must discard of something, it can usually be recycled, and the materials can be reused to make something else. Make sure you're separating your glass, plastic and cardboard materials and disposing of them in the appropriate bins.
Reuse	It's easy to replace items when they break or wear away, but before we do, we need to consider if they can be repaired. A hole in your clothes can be easily sewed, and broken items can be glued or taped. Faulty phones and tablets can be taken to repair shops, and shoes can be re-soled. Not only will repairing items save you money, it'll help the environment by reducing your usage of materials.
Recycle	Refers to cutting down the amount of materials we consume. If we consume less, we'll waste less. Although its impossible to go without the essentials, we can do our bit to help the environment by using only what we need.
Rethink	Means refraining from buying and using things that you don't need. Try to reuse what you can and limit your usage of single use items like plastic straws and carrier bags. The most environmentally friendly resources are those we don't use at all.
Refuse	Before buying new items to replace the old, ask yourself if they can be reused or repurposed before you discard them. For example, you could use old plastic food containers for another storage purpose, plastic bottles as plant pots, or bring along your own reusable cup when you're popping out for a coffee.
Repair	Before you buy another product, rethink – do I really need it? By consuming more products, we're creating more, and discarding more. This ends up in landfills, where masses of rubbish are burned away, contributing to the greenhouse gasses that are damaging our climate

6 R's of Sustainability Poster

Artist and Designer Research Page

Double Lessons

Samples, experiments, designs and
development

Boro

What is Boro? Describe what the technique is? How is it done?

Where does the technique come from? What effect does it create?

.....
.....
.....
.....

What makes the technique suitable for using recycled materials?

.....
.....
.....

What do you like about this technique?

.....
.....
.....

What do you not like about the technique?

.....
.....

Stick Sample Here



Cut and Slash Sample

What is cut and slash? Describe how you made your sample.
What effect does it create?

.....
.....
.....
.....

What makes the technique suitable for using recycled materials?


.....
.....
.....

What do you like about this technique?

.....
.....
.....

What do you not like about the technique?

.....
.....



Couching Sample

What is couching? Describe how you made your sample. What effect does it create?

.....
.....
.....
.....

What makes the technique suitable for using recycled materials?


.....
.....
.....

What do you like about this technique?

.....
.....
.....

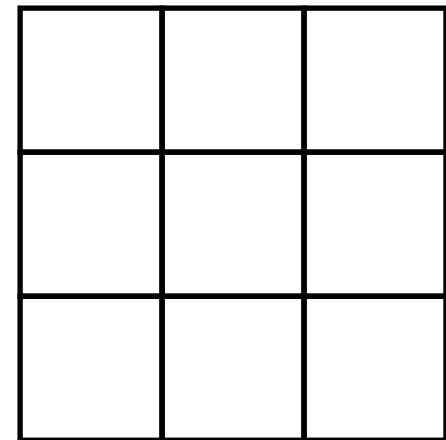
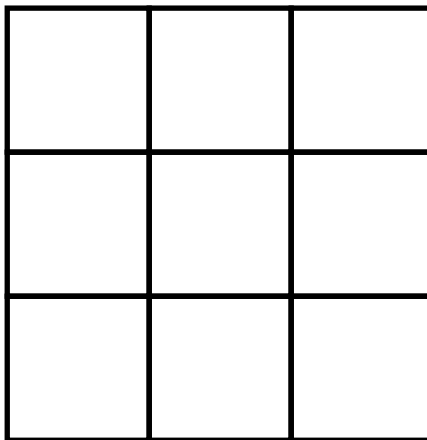
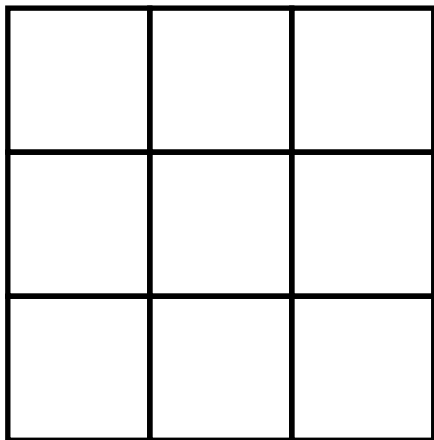
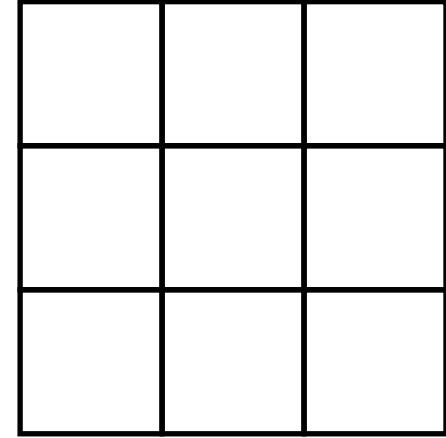
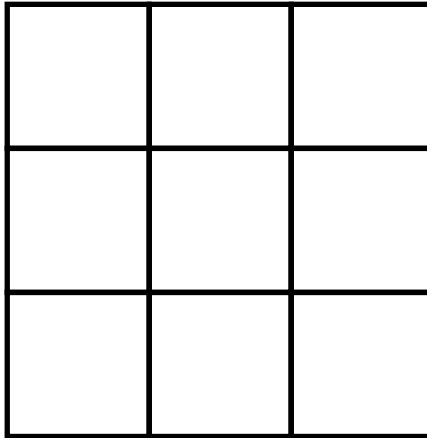
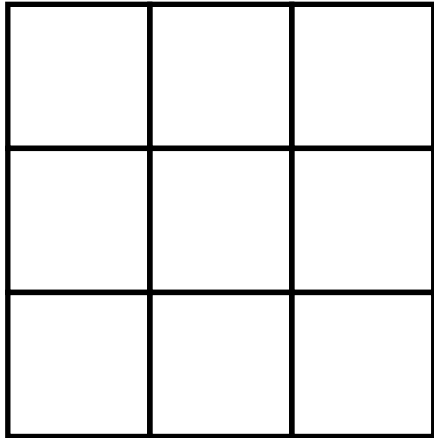
What do you not like about the technique?

.....
.....



Patchwork Cushion Design Ideas

Use the shapes below to help you to experiment with design ideas for your patchwork cushion. Experiment with different shapes/ patterns and colours which you could create using the patchwork technique and the other techniques you have learnt about.




Patchwork Cushion Success Criteria

Foundation	Secure	Confident	Exceptional
<p>You have managed to complete making your cushion.</p> <p>You have produced a 9 square patchwork using the patchwork technique</p> <p>You have given some thought to the colours and fabrics that you have selected</p>	<p>You have made a 9 square cushion.</p> <p>Your cushion includes at least one of the other techniques which you have experimented with eg: boro/ cut and slash</p> <p>Your cushion shows that you have considered colour, pattern and texture when creating patchwork design and selecting fabrics.</p>	<p>You have made your cushion using either rectangles or triangles to create your patchwork design or created a 9 square patchwork cushion incorporating at least 2 of the other techniques.</p> <p>Your cushion is of a very good quality. You have sewn your seams accurately so they all match up.</p> <p>It is clear that you have thought carefully about the design of your cushion considering colour, pattern and texture when creating the patchwork design</p>	<p>An imaginative and challenging design eg: using a mixture of different shapes.</p> <p>You have incorporated a range of techniques into your design.</p> <p>Your cushion is of an excellent quality.</p> <p>The design for your cushion is very well thought out you have selected fabrics based on colour pattern and texture. Your design is aesthetically pleasing.</p>

Patchwork Cushion Evaluation

Stick a picture of your cushion in here.



Look at the assessment criteria

Which pathway do you think you have achieved with your cushion and why?

.....
.....
.....
.....
.....
.....

What could you do to move up to the next pathway?

.....
.....

What do you like about your cushion?

.....
.....

If you were to make your cushion again what changes would you make?

.....
.....
.....

How did you use recycled materials in your design? Explain your choice of colours, fabrics and textures.

.....
.....
.....

What did you find most challenging when making your cushion?

.....
.....
.....

Mini Project : Pocket full of Art Design Ideas

The designer Kessler Ramirez upcycles Jeans she has found in charity shops by painting the pockets with artworks by famous artists such as Vincent Van Gogh, Roy Lichtenstein, Monet and Picasso. Using the moodboards provided produce 4x design ideas for pocket designs.

Foundation	Secure	Confident	Exceptional
<p>-You have completed at least 3 design ideas -Design ideas are coloured neatly.</p> <p>-You have labelled your designs to explain which artist they are based on.</p> <p>-Your designs are mostly just a copy of a famous work of art you haven't attempted to change the original image in any way for your design.</p>	<p>-You have completed 4 design ideas. Your ideas are neatly presented and well coloured in.</p> <p>-You have labelled your designs to say which artists your designs are based on and why you chose them.</p> <p>-You have attempted to adapt the original art works in some way eg: choosing a small section of the work.</p>	<p>-You have completed 4 design ideas. Your designs are well presented and shaded in carefully.</p> <p>-You have labelled your designs to show which artist you have chosen to base each design on and why. You have explained how you have used the artists work to inspire your work and why you chose to do this</p> <p>-On the whole your designs take inspiration from the original works of art but are not a direct copy eg: changing colour/ wording/ using part of the design</p>	<p>-4 very well presented and detailed design ideas.</p> <p>-Labelling is detailed it clearly explains which artist you have based your designs on and why, you have explained how your design is inspired by the original art work, you have evaluated each designs good and bad points.</p> <p>-Your designs are an imaginative interpretation of the original art work incorporated with your own flair and originality</p>

Fabric Paint

Stick Sample Here

What is fabric painting? Describe the different techniques you can use. What effect does it create?

.....
.....
.....
.....

What makes the technique suitable for upcycling old fabrics/ garments?

.....
.....
.....

What do you like about this technique?

.....
.....
.....

What do you not like about the technique?

.....
.....

Pocket of Art Final Piece