

# CHAPTER 16 : HANDLING DATA 2

## FOUNDATION

Chapter	Title	MyMaths Links	
Chapter 16 Handling Data 2	16.1	Frequency diagrams	1193, 1196
	16.2	Averages and spread 2	1201, 1202
	16.3	Scatter graphs and correlation	1213, 1250
	16.4	Time series	1198

## HIGHER

CHAPTER	Title	MyMaths Clips	
Chapter 16 Handling Data 2	16.1	Frequency diagrams	1196, 1197
	16.2	Averages and spread 2	1201, 1202, 1254, 1255
	16.3	Box plots and cumulative freq graphs	1194, 1195, 1333
	16.4	Scatter graphs and correlation	1213, 1250
	16.5	Time series	1198

### FREQUENCY DIAGRAMS : Higher and Foundation

Topic	Video Link	Questions Link	Answers Link
Histogram (Equal Class Width)			
Frequency Polygons			
Frequency Polygons (Reading)			
Histograms (Draw)			
Histograms (Interpret)			

### MyMaths progression tasks








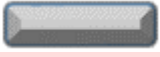

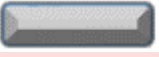
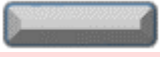

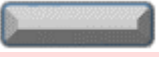
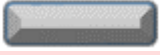
<https://app.mymaths.co.uk/351-homework/frequency-tables-and-bar-charts>

<https://app.mymaths.co.uk/357-homework/grouping-data>

<https://app.mymaths.co.uk/365-homework/histograms>

(Higher Only)

**AVERAGES AND SPREAD : Higher and Foundation**

Topic	Video Link	Questions Link	Answers Link
Estimated Mean from Grouped Frequency			
Median and Mode from Grouped Frequency		Note that this is a MyMaths lesson not a video	
Cumulative Frequency (Draw)			
Cumulative Frequency (Reading)			
Box and Whisker Plots			
Box and Whisker Comparisons			

**MyMaths progression tasks**

<https://app.mymaths.co.uk/373-homework/mean-of-grouped-data-1>

<https://app.mymaths.co.uk/369-homework/median-mode-from-freq-table>

<https://app.mymaths.co.uk/374-homework/mean-of-grouped-data-2>

<https://app.mymaths.co.uk/362-homework/cumulative-frequency-1>

(Higher Only)




<https://app.mymaths.co.uk/363-homework/cumulative-frequency-2>

(Higher Only)

<https://app.mymaths.co.uk/364-homework/box-and-whisker-plots>

(Higher Only)

**SCATTERGRAPHS : Higher and Foundation**


Topic	Video Link	Questions Link	Answers Link
Scattergraphs			

**MyMaths progression tasks**

<https://app.mymaths.co.uk/358-homework/scatter-graphs>

<https://app.mymaths.co.uk/359-homework/line-of-best-fit>

**TIME SERIES : Higher and Foundation**

Topic	Video Link	Questions Link	Answers Link
Mean from a frequency table		Note that this is a MyMaths lesson not a video	

**MyMaths progression tasks**

<https://app.mymaths.co.uk/1778-homework/time-series>